

Document No.: Cool MP3 CD Burner Pro Help Document

Cool MP3 CD Burner Pro

Cool Audio Ltd

<http://www.xwaver.com>

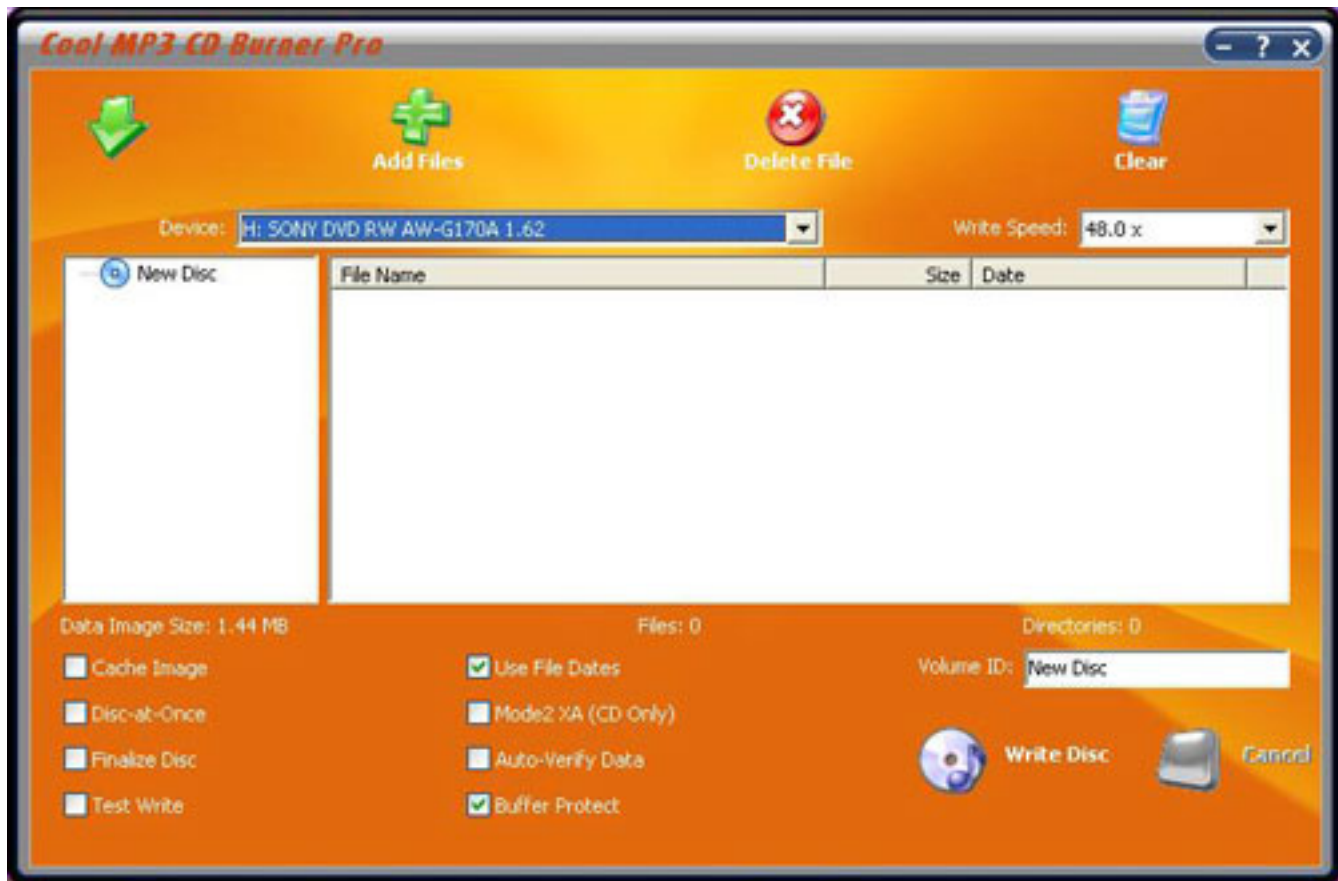
Pages Order

| | |
|---------------------------------|--------------------|
| Introduction..... | Pages 3 |
| How to buy..... | Pages 4-5 |
| How to use..... | Pages 6-10 |
| FAQs..... | Pages 11-12 |
| Copyright..... | Pages 13 |
| Company Information..... | Pages 14 |
| Appendix..... | Pages 15 |

Introduction

Cool MP3 CD Burner Pro is professional and powerful MP3 CD burner software which helps you to burn MP3 CD from almost all popular video and audio formats.

All processes of the music MP3 CD burning are very easy and fast. Using Cool MP3 CD Burner Pro and have a wonderful experience to burn CD right now!



See also:

[How to proceed](#)

[How to burn](#)

How to buy Cool MP3 CD Burner Pro

As soon as you make your order, our resellers will verify it. Your order will most likely be processed within 1 hour, but in some VERY rare cases it may take resellers more than 24 hours to process your payment.

The registration key will be automatically generated at our server and e-mailed to you immediately after we receive payment confirmation from our e-commerce reseller.

Please do not worry if you haven't received the registration information right away. Delays usually occur due to the high security settings of spam filters used by our clients. Our message may be rejected as a spam message by the mail service you use.

If you haven't got the registration message within several hours, feel free to contact our [Support Team](#) via email.

If you have questions concerning our software, please send e-mail to: support@xwaver.com. **We always do our best to help you!**



Buy Now

Why Cool MP3 CD Burner Pro?

Save Time

- It is outstanding in **music burning**.
- The **easy-to-use interface** helps you to catch on to the system quickly.

Save Money

- It is your one-way ticket to music burning.
- 30-day money-back** guarantee if you are not satisfied with it!

Easy-to-use

With step-by-step manual, whether you are an experienced user or a beginner, the software will make the task of burning audio files a breeze!

What will you have after purchase?

Full version of Cool MP3 CD Burner Pro

Fun in unlimited audio burning.

Customer care

We are pleased to offer our care to meet your needs. We promise that any customer question will be satisfied within 1 business day!

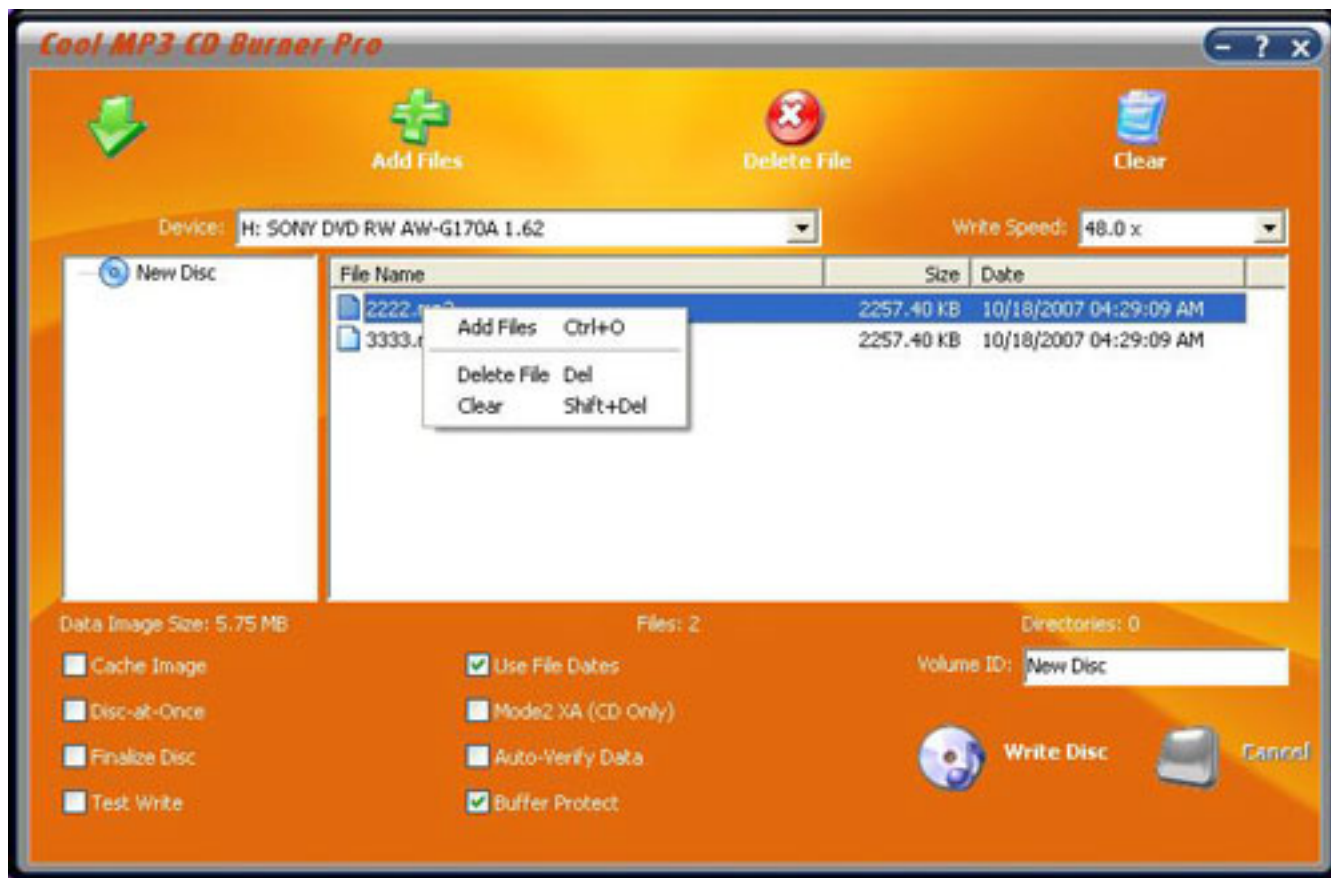
Is my order secure?

As we have for year, we promise the most secure purchase.

[ShareIt](#) and [RegNow](#), all these Cool Audio Ltd partners passed strict certification. We truly believe in 'Only by benefiting our customer can we benefit ourselves'. So your purchase security in Cool Audio Ltd is our top priority! Cool Audio Ltd has been involved in E-commerce for years. And through these years, we built up a secure online shopping system. You can enjoy the high-speed and convenience we offer.

How to burn?

Let's start burning files step by step:



➤ Add/ Delete Files

Click "**Add Files**" button (or right-click existing files in the two files list), add audio files to the list.

Select listed files, click **Delete File (Del)** to delete selected file(s), and click **Clear** to delete all listed files.

➤ Burning Setting

Device: Select desired writing device.

Write Speed: Select writing speed.

Write Option: Eight options available. Just check the boxes to perform corresponding operations when writing.

- **Cache File Local** -- Check the box to cache your files prior to writing.

- **Disc-at-once**-- Check the box to perform DAO mode when burning; uncheck the box to perform TAO mode when burning.

awTAO: Disc is written in Track-at-Once mode and disc is Closed

awDAO: Disc is written in any valid Disc-at-Once mode and disc is finalized (closed).

- **Test mode** -- Check the box to make the writing process in Test mode.

- **Finalize Disc**-- Check the box to close/finalize the disc. (Ignored for Disc-at-Once)

- **Use File Dates**-- Check the box to use today's date or the last modification. A Data item's date can also be altered directly.

- **Mode2 XA (CD Only)**-- Check the box to enable/disable Mode2XA. (Advanced)

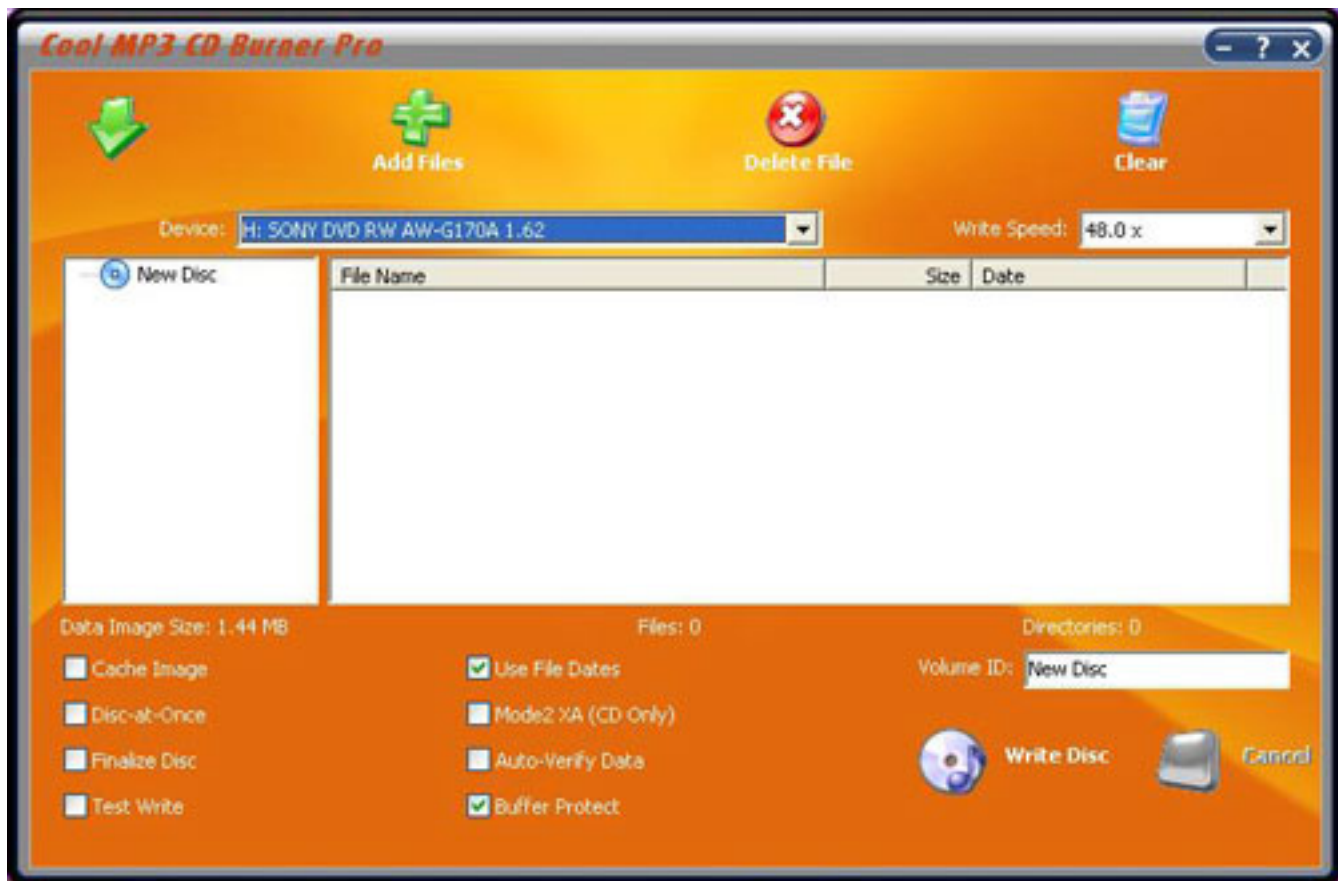
- **Auto Verify Data**-- Check the box to verify files before burning.

- **Buffer protect** --Check the box to set the buffer protection.

Burning

Click "**Write Disc**" to start burning task.


How to proceed



➔ **Move Down Icon:** Select operation of burning process in the pop up dialog:

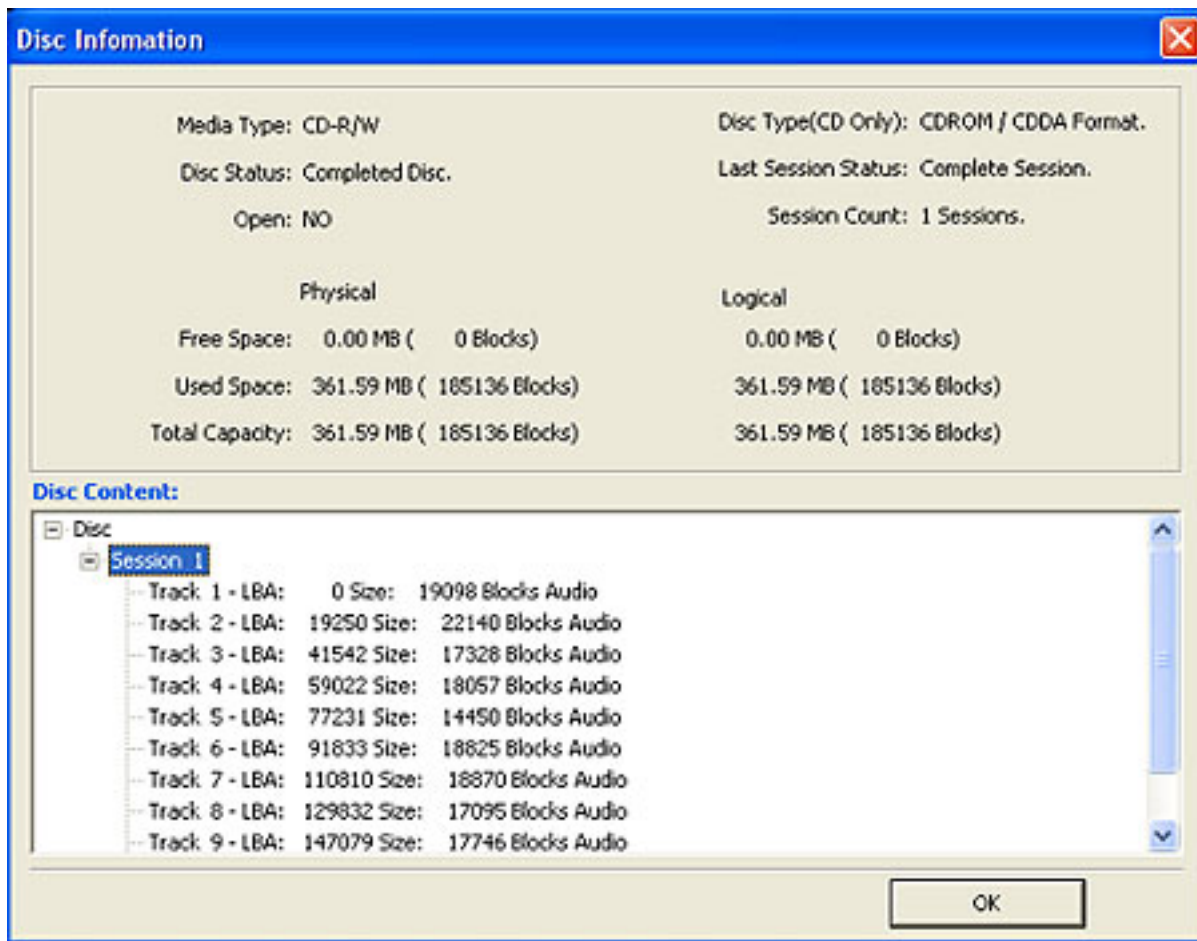


Save Image As ISO File: Save current listed files as ISO file.

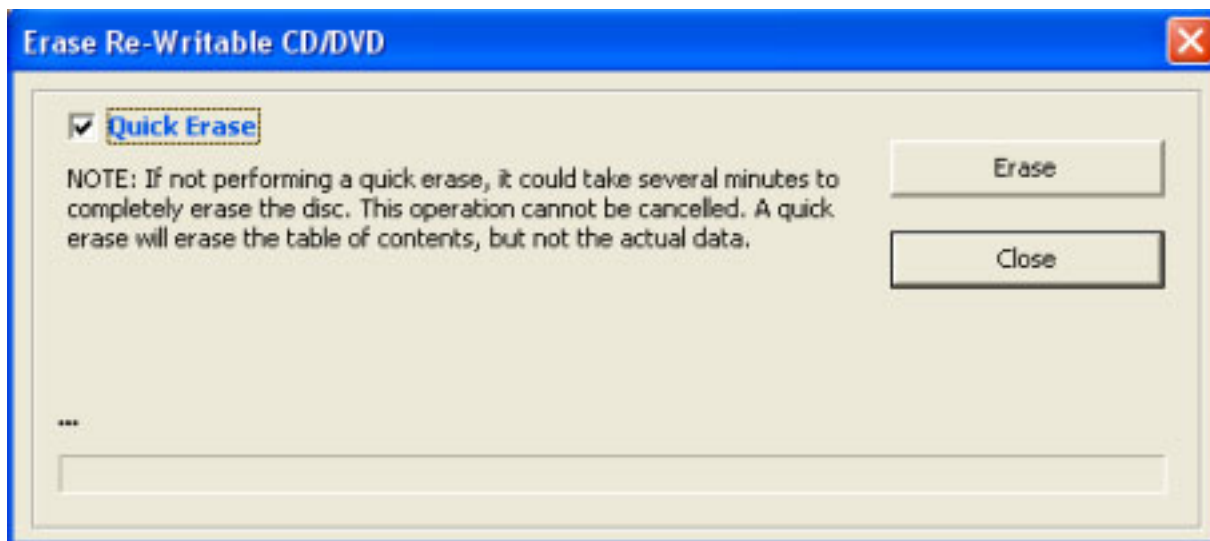
 Hypothetical CD-ROM is required if you are able to open all ISO files.

Write Disc From ISO File: Write ISO files.

Disc Information: Display detailed information of the disc:




Erase Disc: Erase the hard disc quickly.



Eject: Eject disk.

- **Add Files:** Add files to burn them on CD later.
- **Delete File:** Delete unwanted files before burning
- **Clear:** Delete all listed files.
- **Check box :** Click a check box to perform corresponding options.

 **Volume ID:** New Disc (Default). It enables you to rename the disc.

Frequently asked questions

Click on the question in the list below, to jump directly to the answer:

[What audio formats are supports?](#)

[Is the online order secure?](#)

[What is Disc-At-Once?](#)

[How many songs can be added?](#)

[How to install Cool MP3 CD Burner Pro?](#)

[What's the system requirements?](#)

Q: What are the supported audio formats?

A: Cool MP3 CD Burner Pro supports MP3, ISO files.

[TOP](#)

Q: Is the online order secure?

A: Yes, we use the online ordering services provided by Element5, which is a famous leading shareware ordering service company. You can click [here](#) to get more information.

[TOP](#)

Q: What is Disc-At-Once?

A: DAO is a method of writing CDs in which one or more tracks are written in a single operation, and the CD is closed, without ever turning off the writing laser. MP3 CD burner writes MP3 in DAO mode, it is supported automatically.

Q: How many songs can be added?

A: Cool MP3 CD Burner Pro has not limit the quantity of song can be added, but depends on the hard disc size you inserted.

[TOP](#)

Q: How to install Cool MP3 CD Burner Pro?

A: Before the installation, please see System Requirements first to make sure that your PC meets the conditions. Find the setup package you have downloaded from the website. It's an exe file, double click it to run it, then follow the prompts to finish the installation procedure. After the installation, there is a shortcut created on the desktop and under the programs group, see it from "Start > All Programs > Cool MP3 CD Burner Pro.

[TOP](#)

Q: What're the system requirements?

A: To use Cool MP3 CD Burner Pro, your computer must meet the following conditions:

- A CDs burner.
- Intel or AMD or compatible processors at 1000 MHz minimum
- RAM 128 megabytes (MB)
- Minimum 100 MB of free hard disk space
- Administrative permissions are required
- Sound Card

[TOP](#)

Copyrights

You are not required to pay copyright fees to artists or other copyright owners when you make copies for private use of recordings you already own.

You are required to pay copyright fees to artists or other copyright owners if you sell copies to others or make copies available to others in any other way. You are also required to pay copyright fees to artists or other copyright owners if you make copies of recordings you do not already own.

About Cool Audio Ltd

**Take the lead in multimedia;
Create a Colorful Life!**

Cool Audio Ltd was founded in 2000. Cool Audio Ltd's mission is to create high quality, intuitive and powerful software. We value diligence, creativity and innovation. We are embracing Internet technology and the new world that it is creating. We also have this curious idea that SOFTWARE SHOULD BE EASY TO USE!

Contact Us

For Customers

Email:

English: support@xwaver.com

Cool MP3 CD Burner Pro

Product ID: 300224311



We always do our best to answer your question!

For Partners

support@xwaver.com



'We benefit together with our partners in a win-win model - the Cool Audio Ltd Business Model, and we love to talk about creating with you.

XWAVER

<http://www.xwaver.com>

MP3 format

MP3 files contain perceptually encoded sound data.

The frequencies that humans cannot perceive are removed, although some audio purists say they can tell the difference between a high bit-rate MP3 and a Wave file.

A typical MP3 is 10 times smaller than an equivalent WAV file.

MP3 files usually end with mp3, mp1 or mp2 file extensions.

.MP3

.MP2

.MP1